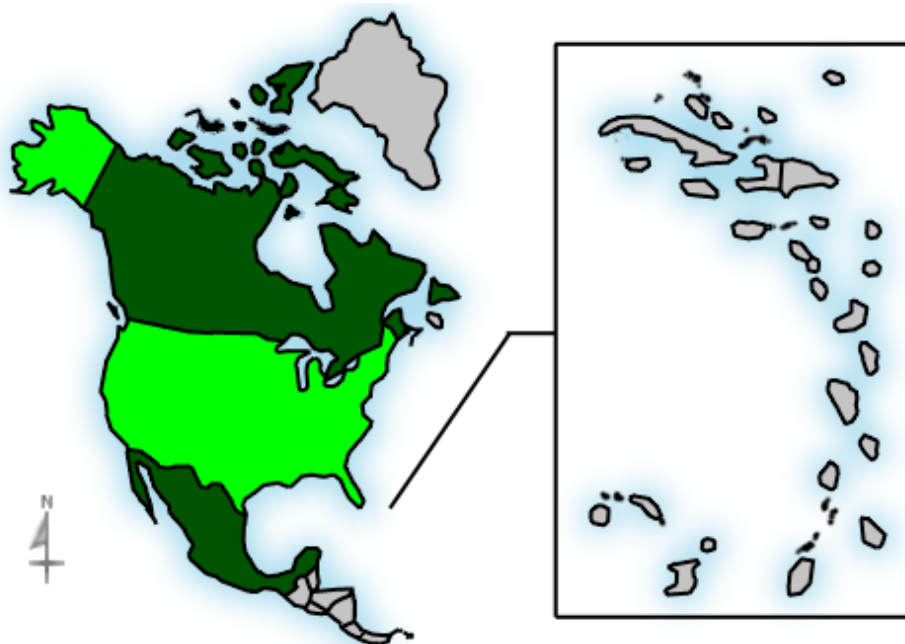


Geographic Info > North American Country

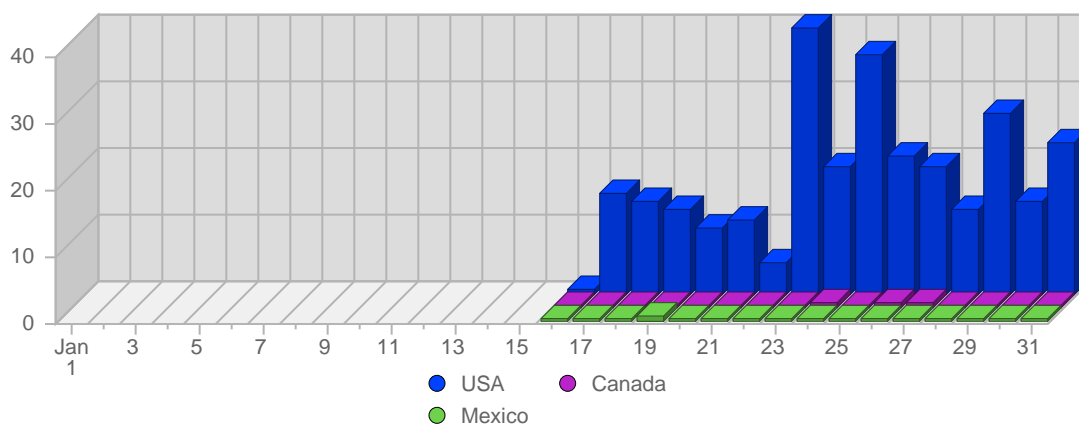
Report Description




Report Description: North American Countries that Visitors came from during the month of January 2008
Report Range: Month of January 2008
Report Scope: Historical Data
List Size: 3 of 3

Breakdown



Breakdown



#		Country	Total Visits	Average Visits Historically	Change	Percent of Visits
1.		USA	281	354.00	+281 ▲	98,60%
2.		Canada	3	-	+3 ▲	1,05%
3.		Mexico	1	-	+1 ▲	0,35%
			285	354		