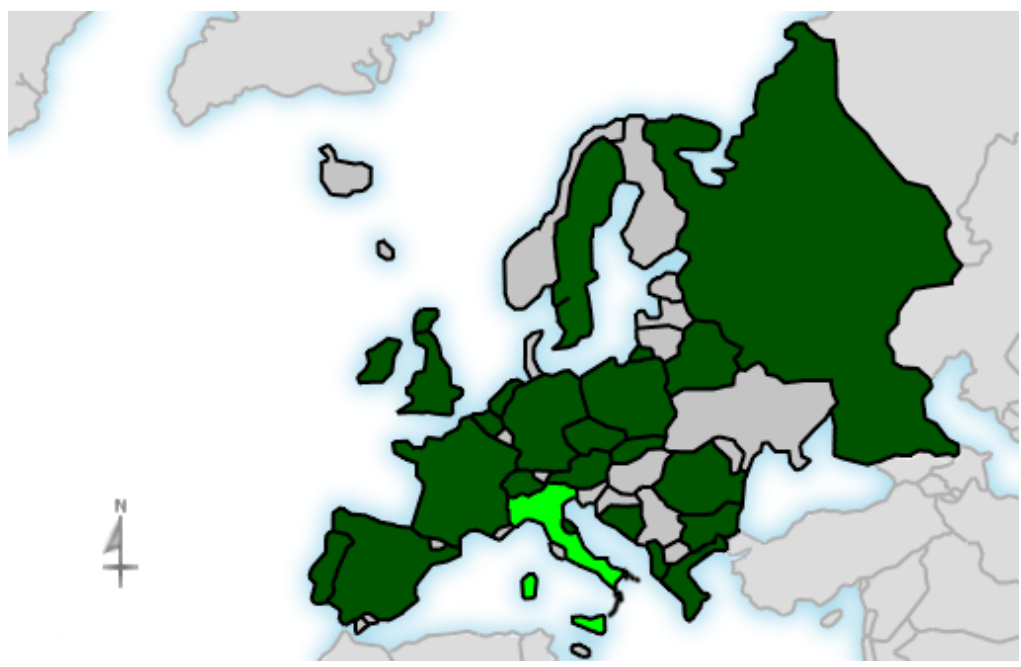


Geographic Info > European Country

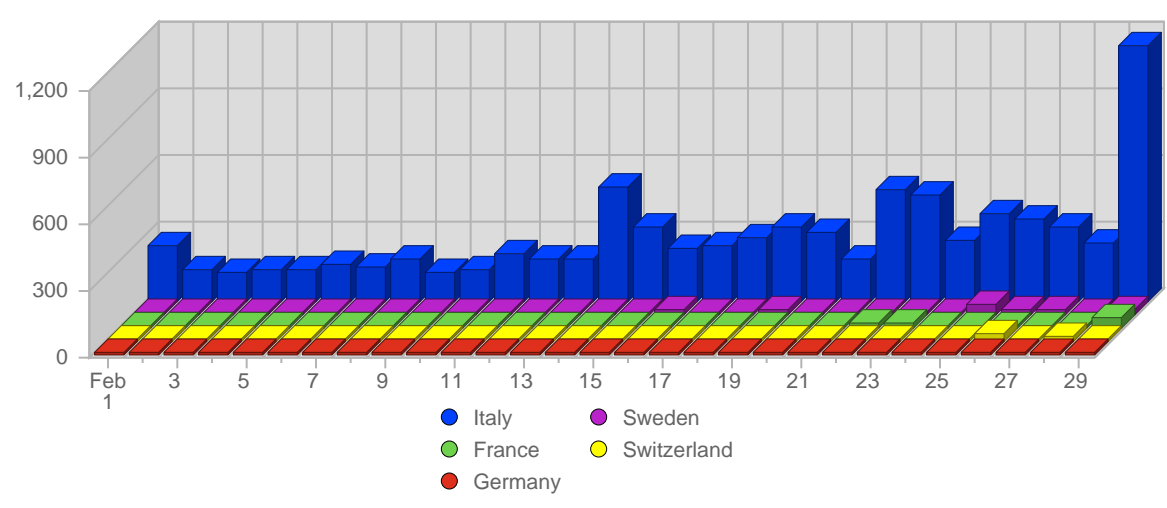
Report Description

Report Description: European Countries that Visitors came from during the month of February 2008
Report Range: Month of February 2008
Report Scope: Historical Data
List Size: 23 of 23

Breakdown




Breakdown



#		Country	Total Visits	Average Visits Historically	Change	Percent of Visits
1.		Italy	8,464	-	+5,045 ▲	90,28%
2.		Sweden	338	-	+213 ▲	3,61%
3.		France	204	-	+177 ▲	2,18%
4.		Switzerland	167	-	+127 ▲	1,78%
5.		Germany	38	-	+13 ▲	0,41%
6.		United Kingdom	26	-	+2 ▲	0,28%
7.		Netherlands	26	-	+26 ▲	0,28%
8.		Spain	16	-	+14 ▲	0,17%
9.		Portugal	15	-	+15 ▲	0,16%
10.		Poland	13	-	+13 ▲	0,14%
11.		Belgium	12	-	+9 ▲	0,13%
12.		Albania	9	-	+9 ▲	0,10%
13.		Czech Republic	9	-	+2 ▲	0,10%
14.		San Marino	9	-	+6 ▲	0,10%
15.		Russia	6	-	+6 ▲	0,06%
16.		Belarus	5	-	+5 ▲	0,05%
17.		Ireland	5	-	+3 ▲	0,05%
18.		Austria	5	-	+4 ▲	0,05%
19.		Greece	3	-	+1 ▲	0,03%
20.		Romania	2	-	-1 ▼	0,02%
21.		Bosnia & Herzegovina	1	-	+1 ▲	0,01%
22.		Bulgaria	1	-	+1 ▲	0,01%

Continued on Page 3 ...

... continued from Page 2

23.		Slovakia	1	-	+1 ▲	0,01%
			9,375	-		