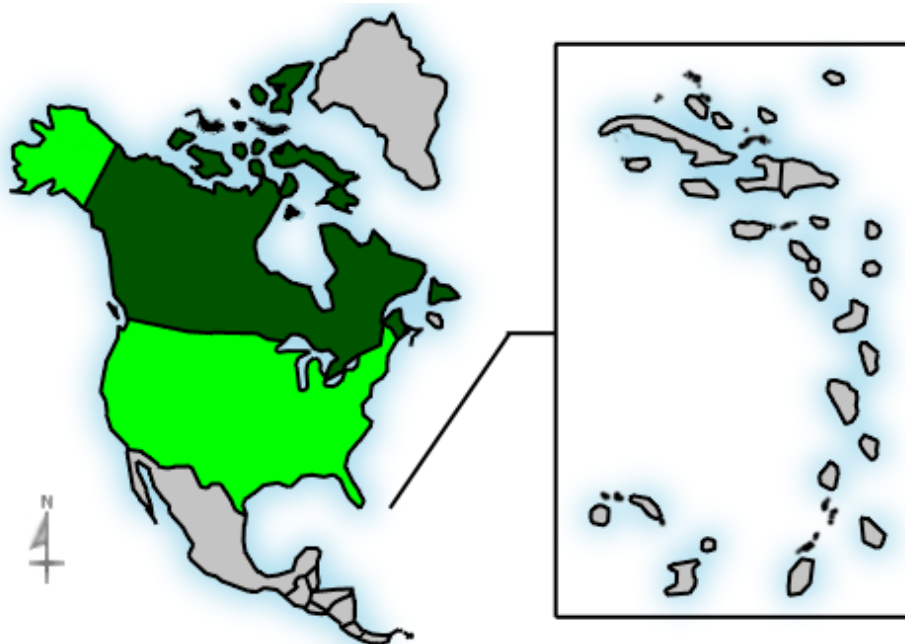


## Geographic Info > North American Country

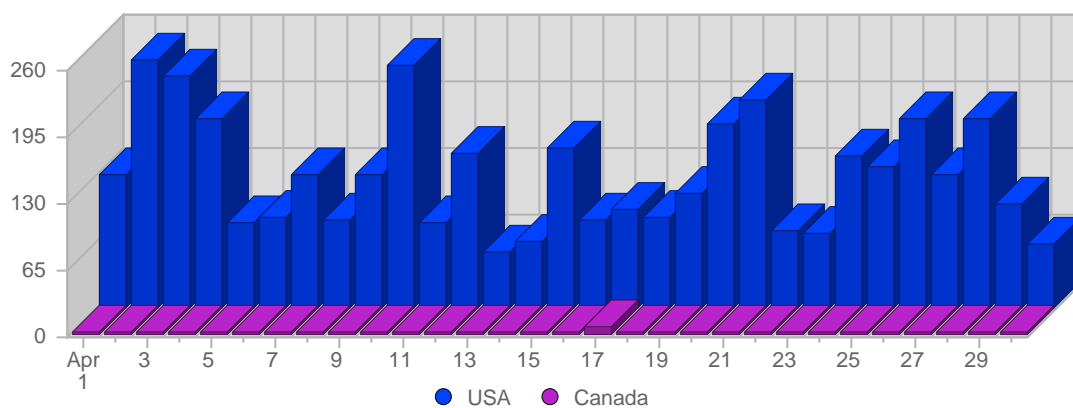
### Report Description



Report Description: North American Countries that Visitors came from during the month of April 2008  
Report Range: Month of April 2008  
Report Scope: Historical Data  
List Size: 2 of 2

### Breakdown



### Breakdown



#		Country	Total Visits	Average Visits Historically	Change	Percent of Visits
1.		USA	3,908	1,563,75	+2,269 ▲	99,59%
2.		Canada	16	4,50	+7 ▲	0,41%
			3,924	1,566		