

**Geographic Info > Asian Country**

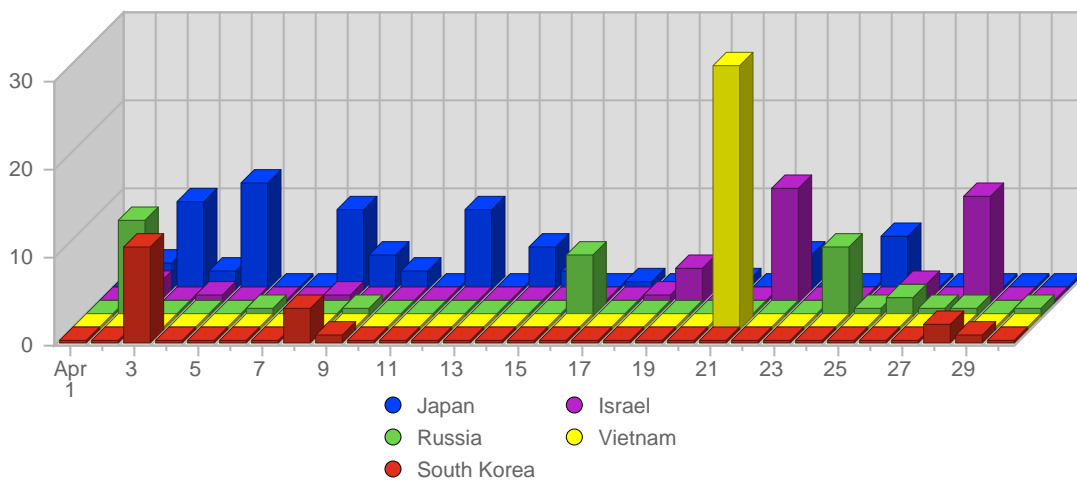
**Report Description**












Report Description: Asian Countries that Visitors came from during the month of April 2008  
 Report Range: Month of April 2008  
 Report Scope: Historical Data  
 List Size: 11 of 11

**Breakdown**



**Breakdown**



#		Country	Total Visits	Average Visits Historically	Change	Percent of Visits
1.		Japan	70	51.00	-32 ▼	30,44%
2.		Israel	36	1,67	+32 ▲	15,65%
3.		Russia	34	15,67	+21 ▲	14,78%
4.		Vietnam	30	-	+30 ▲	13,04%
5.		South Korea	19	4,67	+17 ▲	8,26%
6.		Taiwan	15	0,50	+14 ▲	6,52%
7.		Turkey	9	3,50	+2 ▲	3,91%
8.		China	9	8,50	-8 ▼	3,91%
9.		Thailand	4	6.00	-8 ▼	1,74%
10.		Malaysia	3	0,50	+2 ▲	1,30%
11.		Hong Kong	1	43,67	-118 ▼	0,44%
			230	123		