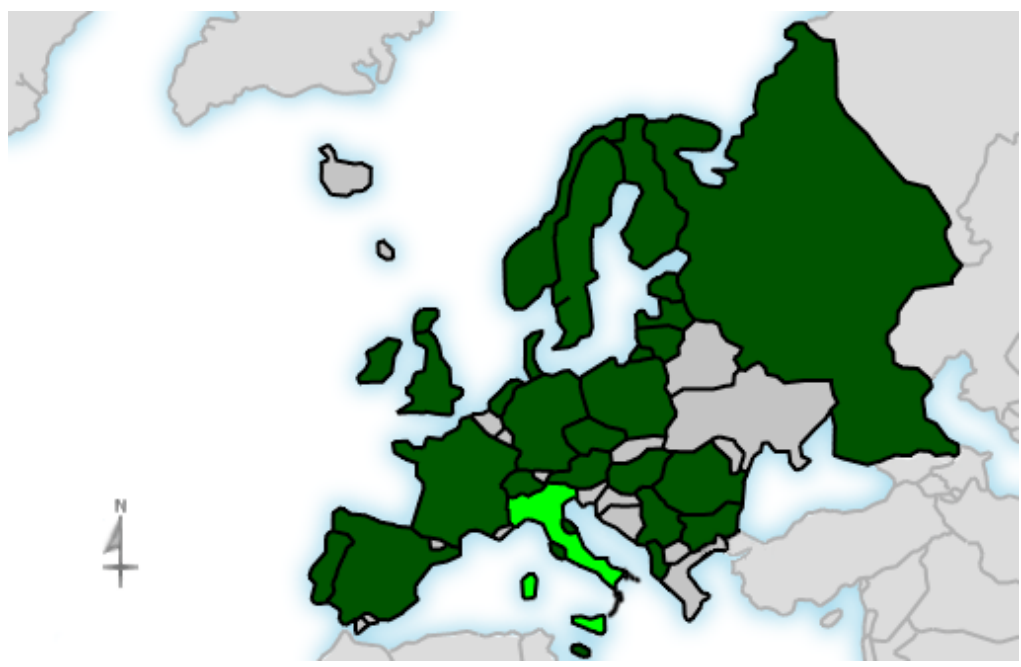


Geographic Info > European Country

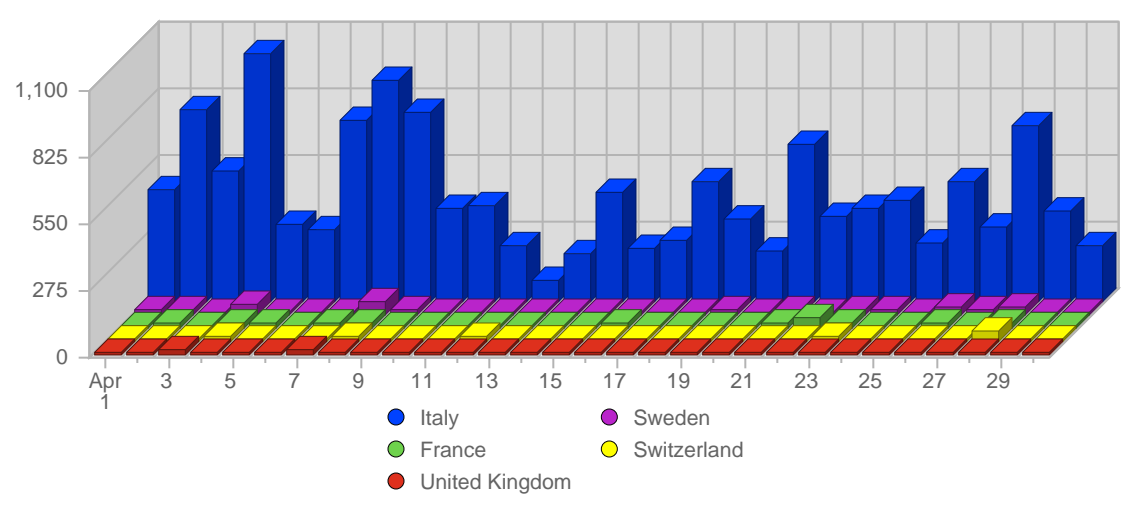
Report Description

Report Description: European Countries that Visitors came from during the month of April 2008
Report Range: Month of April 2008
Report Scope: Historical Data
List Size: 28 of 28

Breakdown









Breakdown



#		Country	Total Visits	Average Visits Historically	Change	Percent of Visits
1.		Italy	13,279	8,204,75	+2,203 ▲	88,98%
2.		Sweden	462	327,25	-47 ▼	3,10%
3.		France	377	186,75	+211 ▲	2,53%
4.		Switzerland	208	133,67	-26 ▼	1,39%
5.		United Kingdom	162	31,67	+93 ▲	1,09%
6.		Germany	106	43,67	+13 ▲	0,71%
7.		Romania	89	1,67	+86 ▲	0,60%
8.		Russia	34	15,67	+21 ▲	0,23%
9.		Spain	32	17,67	-5 ▼	0,21%
10.		Czech Republic	31	6,67	+20 ▲	0,21%
11.		Poland	27	-	+27 ▲	0,18%
12.		Netherlands	26	11,00	+4 ▲	0,17%
13.		Austria	17	11,33	-12 ▼	0,11%
14.		Portugal	15	0,50	+14 ▲	0,10%
15.		San Marino	8	7,33	-5 ▼	0,05%
16.		Lithuania	7	-	+7 ▲	0,05%
17.		Latvia	7	-	+7 ▲	0,05%
18.		Ireland	6	2,67	+3 ▲	0,04%
19.		Norway	5	11,00	-17 ▼	0,03%
20.		Malta	5	2,50	-3 ▼	0,03%
21.		Bulgaria	5	-	+5 ▲	0,03%
22.		Denmark	5	9,50	-14 ▼	0,03%

Continued on Page 3 ...

... continued from Page 2

23.		Finland	3	-	+3 ▲	0,02%
24.		Estonia	2	-	+2 ▲	0,01%
25.		Yugoslavia	2	-	+2 ▲	0,01%
26.		Hungary	2	-	+2 ▲	0,01%
27.		Albania	1	-	+1 ▲	0,01%
28.		Vatican City	1	-	+1 ▲	0,01%
			14,924	8,948		