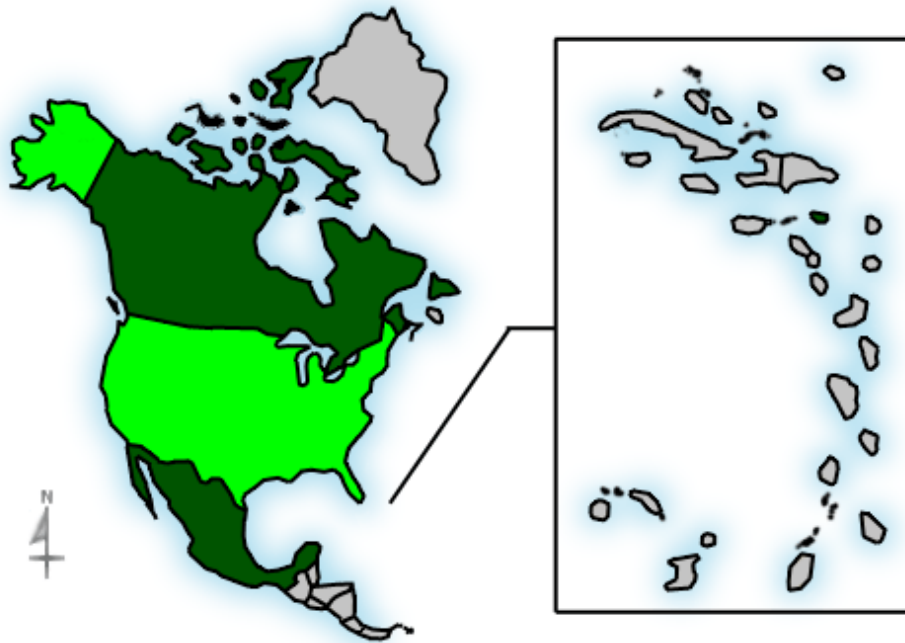


Geographic Info > North American Country

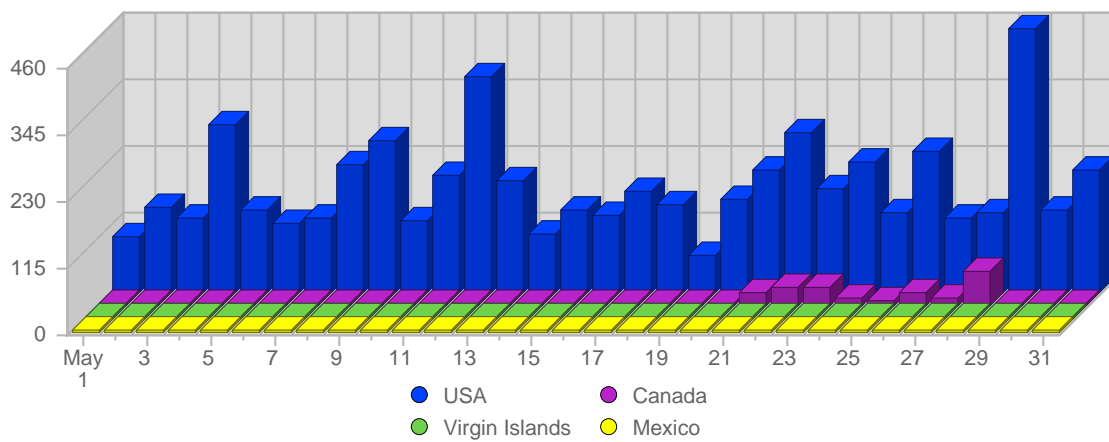
Report Description





Report Description: North American Countries that Visitors came from during the month of May 2008
 Report Range: Month of May 2008
 Report Scope: Historical Data
 List Size: 4 of 4

Breakdown



Breakdown



#		Country	Total Visits	Average Visits Historically	Change	Percent of Visits
1.		USA	5,715	2,394.00	+1,807 ▲	96,31%
2.		Canada	215	8,33	+199 ▲	3,62%
3.		Virgin Islands	3	-	+3 ▲	0,05%
4.		Mexico	1	-	+1 ▲	0,02%
			5,934	2,399		