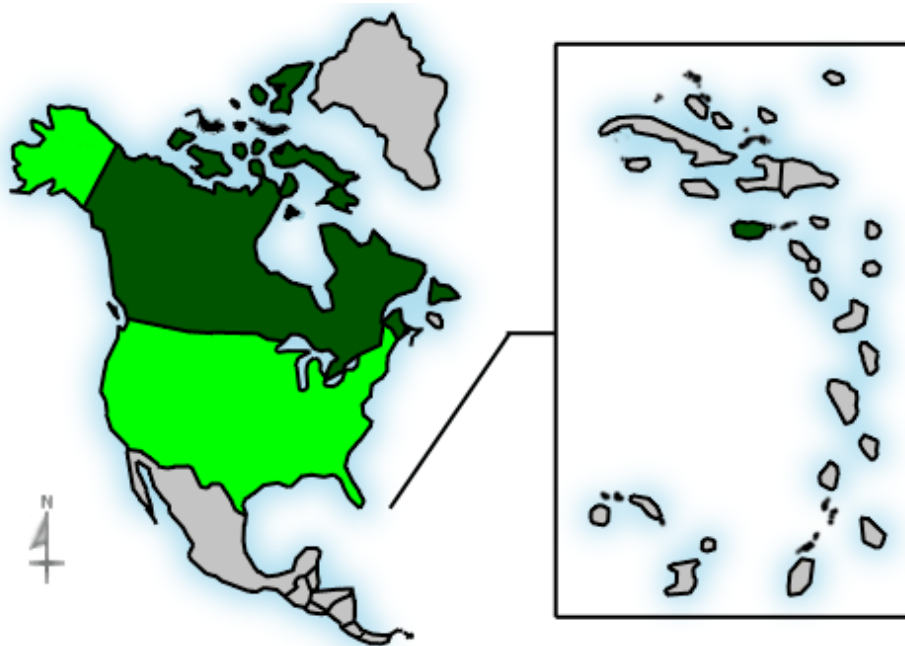


Geographic Info > North American Country

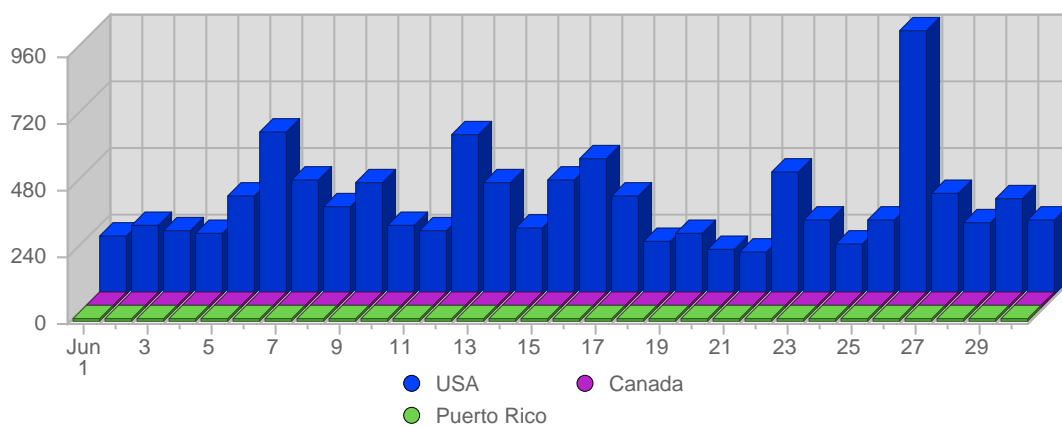
Report Description




Report Description: North American Countries that Visitors came from during the month of June 2008
Report Range: Month of June 2008
Report Scope: Historical Data
List Size: 3 of 3

Breakdown



Breakdown



#		Country	Total Visits	Average Visits Historically	Change	Percent of Visits
1.		USA	10,015	3,664,17	+4,300 ▲	99,82%
2.		Canada	17	60.00	-198 ▼	0,17%
3.		Puerto Rico	1	-	+1 ▲	0,01%
			10,033	3,704		