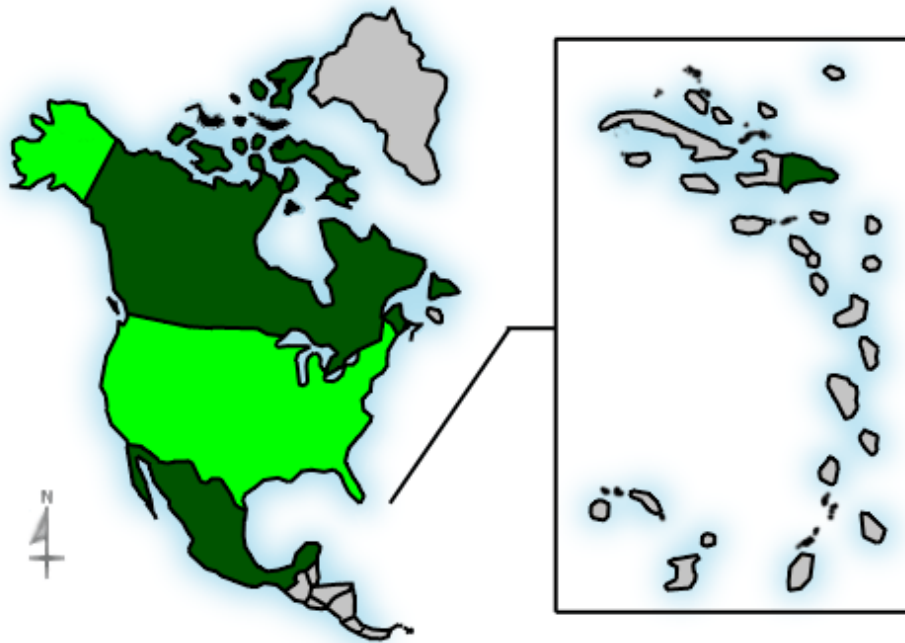


Geographic Info > North American Country

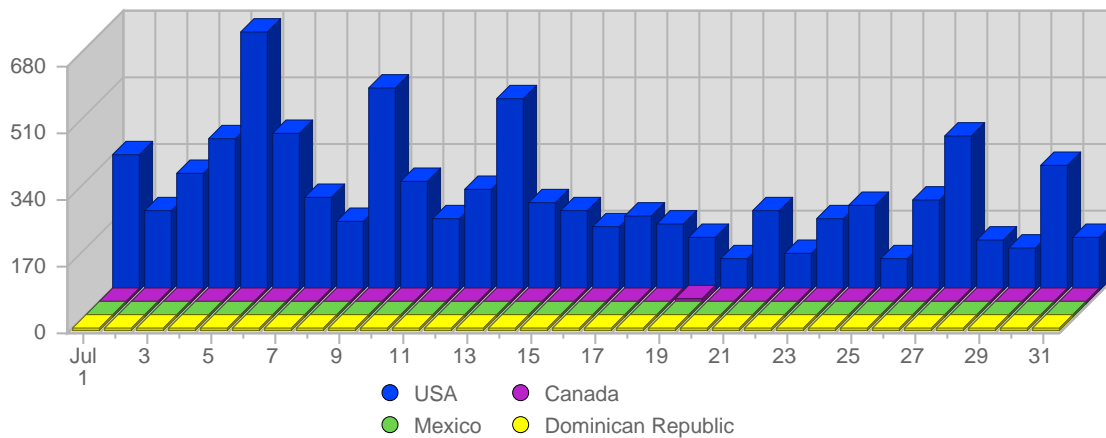
Report Description





Report Description: North American Countries that Visitors came from during the month of July 2008
 Report Range: Month of July 2008
 Report Scope: Historical Data
 List Size: 4 of 4

Breakdown



Breakdown



#		Country	Total Visits	Average Visits Historically	Change	Percent of Visits
1.		USA	7,721	4,243,71	-2,294 ▼	99,20%
2.		Canada	54	51,40	+37 ▲	0,69%
3.		Mexico	7	-	+7 ▲	0,09%
4.		Dominican Republic	1	-	+1 ▲	0,01%
			7,783	4,280		