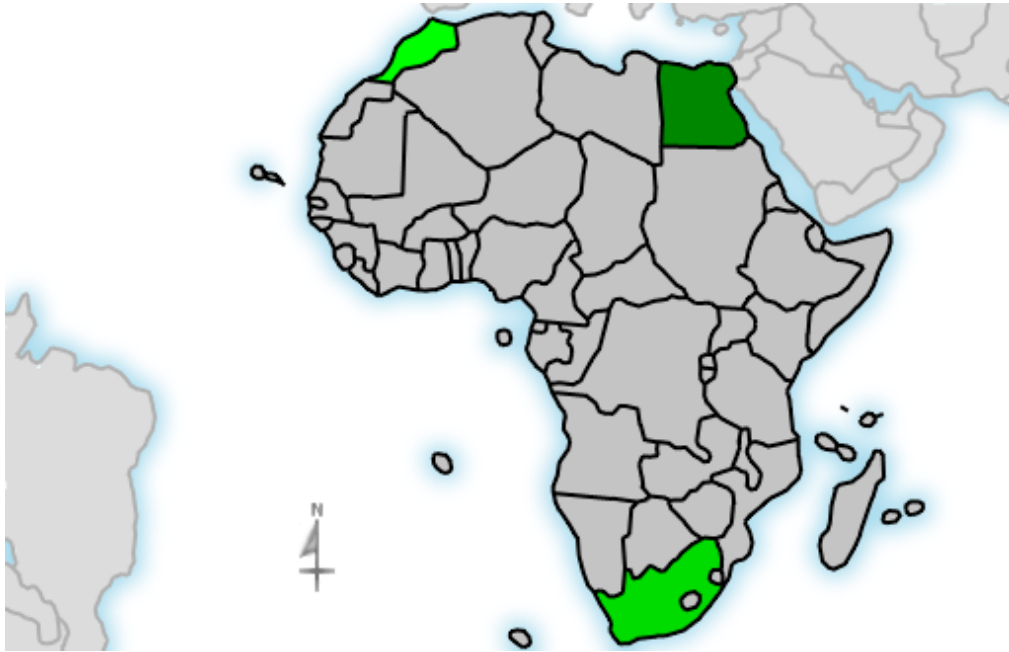


Geographic Info > African Country

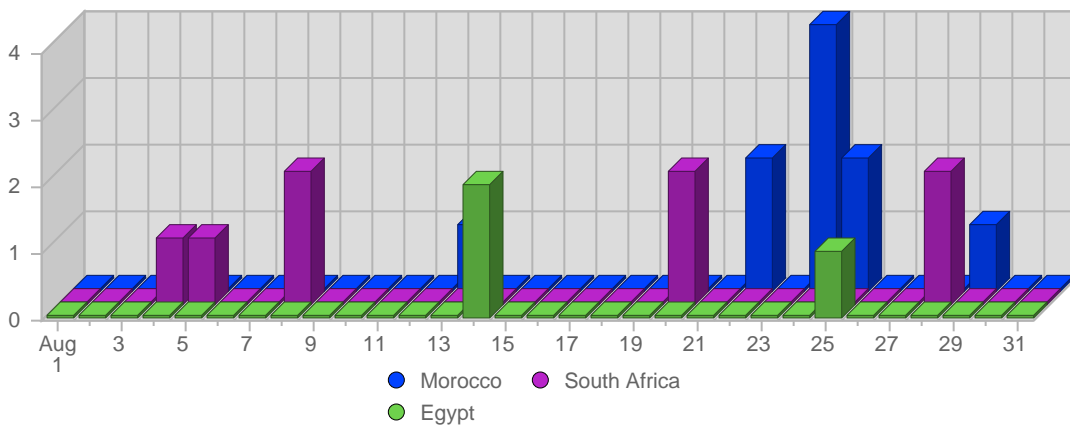
Report Description




Report Description: African Countries that Visitors came from during the month of August 2008
 Report Range: Month of August 2008
 Report Scope: Historical Data
 List Size: 3 of 3

Breakdown



Breakdown



#		Country	Total Visits	Average Visits Historically	Change	Percent of Visits
1.		Morocco	10	45.00	-80 ▼	47,62%
2.		South Africa	8	7,67	+8 ▲	38,10%
3.		Egypt	3	14,75	-14 ▼	14,29%
			21	48		