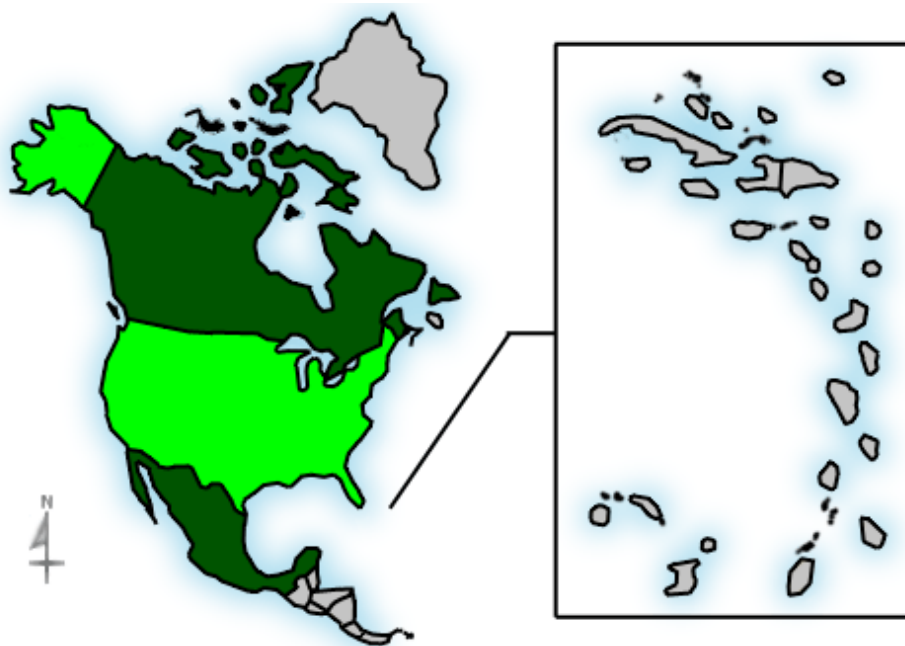


## Geographic Info > North American Country

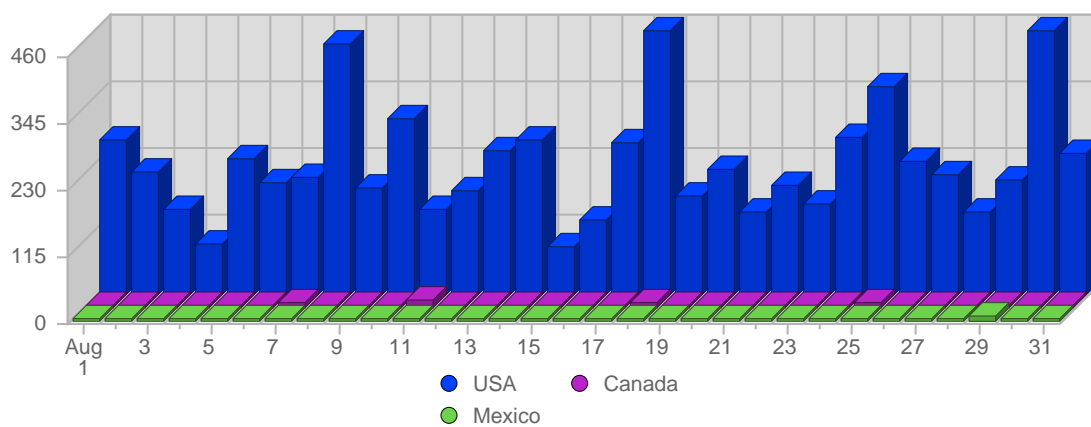
### Report Description




Report Description: North American Countries that Visitors came from during the month of August 2008  
Report Range: Month of August 2008  
Report Scope: Historical Data  
List Size: 3 of 3

### Breakdown



### Breakdown



#		Country	Total Visits	Average Visits Historically	Change	Percent of Visits
1.		USA	7,017	4,243,71	-704 ▼	99,08%
2.		Canada	57	51,83	+3 ▲	0,81%
3.		Mexico	8	-	+1 ▲	0,11%
			7,082	4,288		