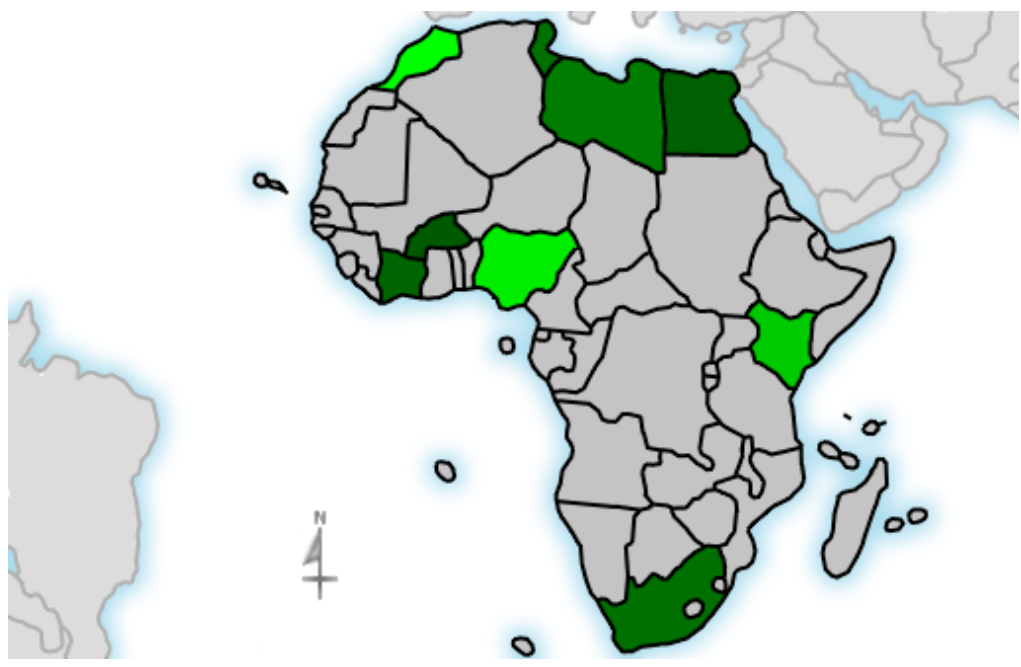


Geographic Info > African Country

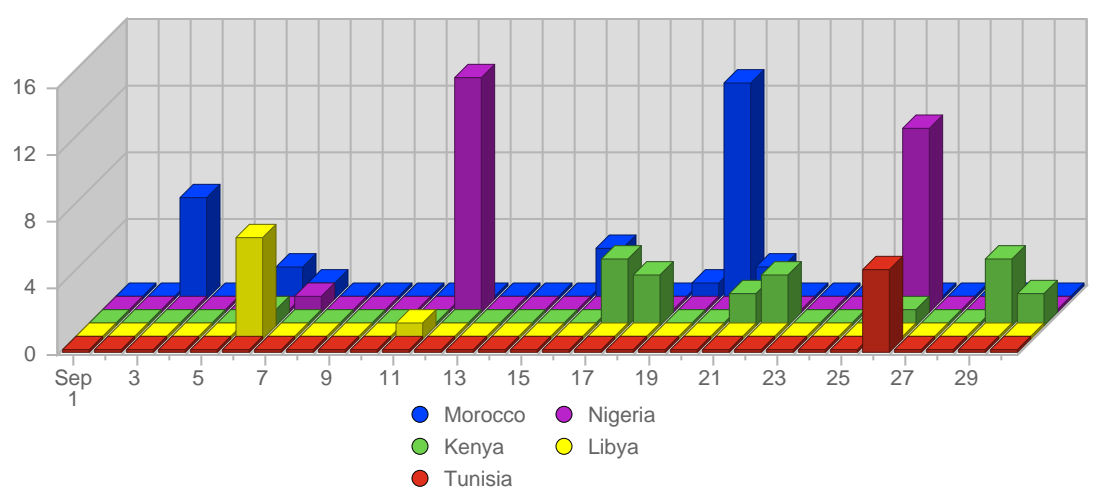
Report Description










Report Description: African Countries that Visitors came from during the month of September 2008
Report Range: Month of September 2008
Report Scope: Historical Data
List Size: 9 of 9

Breakdown



Breakdown



#		Country	Total Visits	Average Visits Historically	Change	Percent of Visits
1.		Morocco	29	33,33	+19 ▲	29,59%
2.		Nigeria	26	0,50	+26 ▲	26,53%
3.		Kenya	20	-	+20 ▲	20,41%
4.		Libya	7	6.00	+7 ▲	7,14%
5.		Tunisia	5	-	+5 ▲	5,10%
6.		South Africa	5	7,20	-3 ▼	5,10%
7.		Ivory Coast	3	-	+3 ▲	3,06%
8.		Egypt	2	12,40	-1 ▼	2,04%
9.		Burkina Faso	1	-	+1 ▲	1,02%
			98	45		