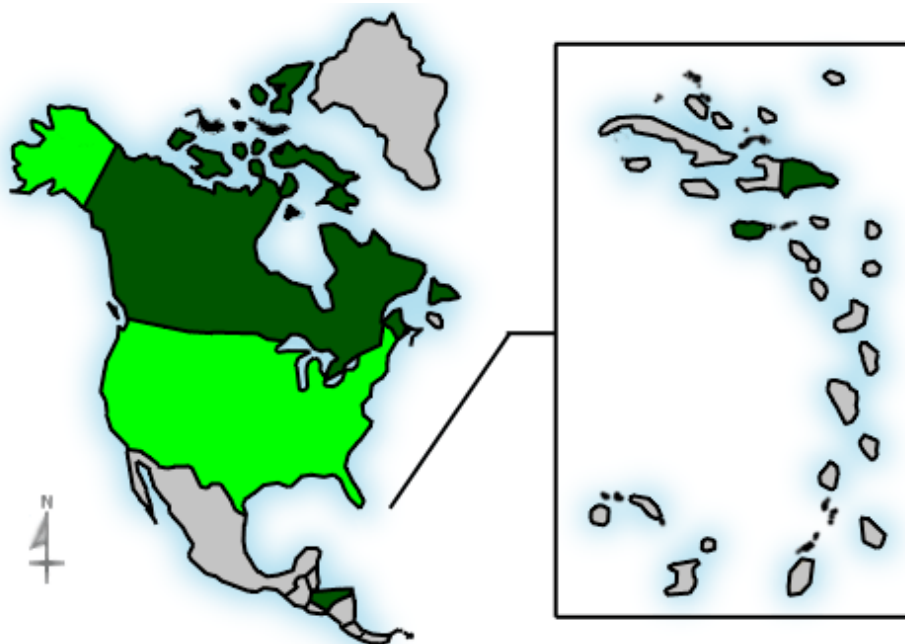


Geographic Info > North American Country

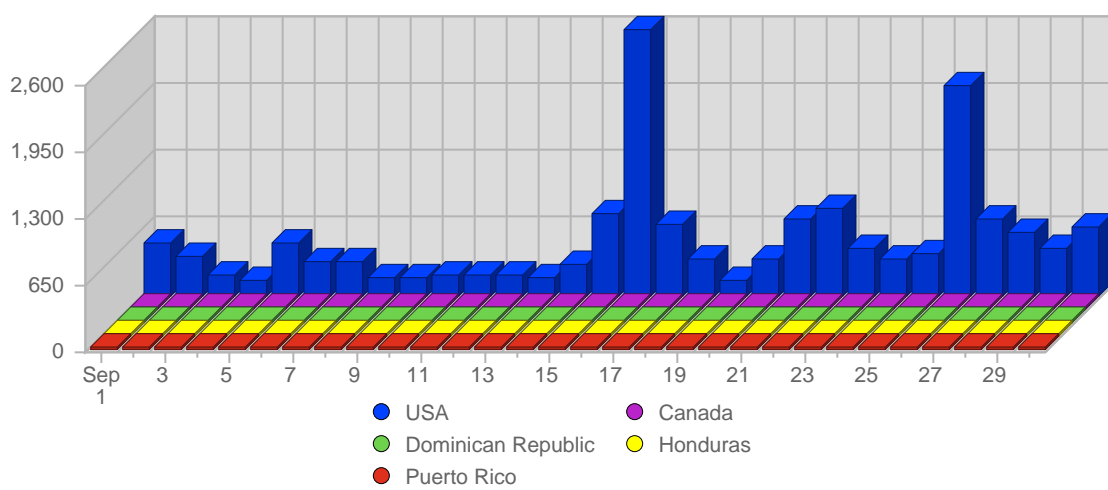
Report Description






Report Description: North American Countries that Visitors came from during the month of September 2008
Report Range: Month of September 2008
Report Scope: Historical Data
List Size: 5 of 5

Breakdown



Breakdown



#		Country	Total Visits	Average Visits Historically	Change	Percent of Visits
1.		USA	16,348	5,896,78	+9,331 ▲	98,91%
2.		Canada	174	67,75	+117 ▲	1,05%
3.		Dominican Republic	4	-	+4 ▲	0,02%
4.		Honduras	2	-	+2 ▲	0,01%
5.		Puerto Rico	1	-	+1 ▲	0,01%
			16,529	5,958		