

## Geographic Info > South American Country

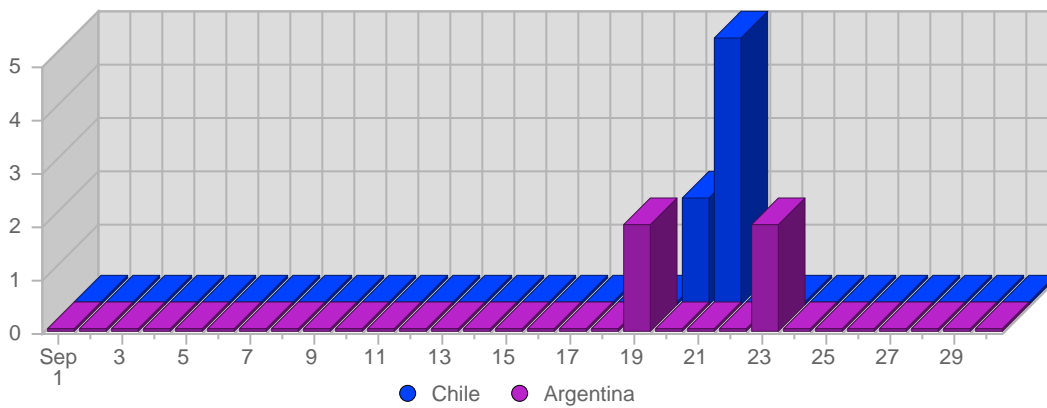
### Report Description



Report Description: South American Countries that Visitors came from during the month of September 2008  
Report Range: Month of September 2008  
Report Scope: Historical Data  
List Size: 2 of 2

### Breakdown



### Breakdown



| #  |   | Country   | Total Visits | Average Visits Historically | Change | Percent of Visits |
|----|---|-----------|--------------|-----------------------------|--------|-------------------|
| 1. |  | Chile     | 7            | -                           | +7 ▲   | 63,64%            |
| 2. |  | Argentina | 4            | 0,00                        | -2 ▼   | 36,36%            |
|    |   |           | 11           | 0                           |        |                   |