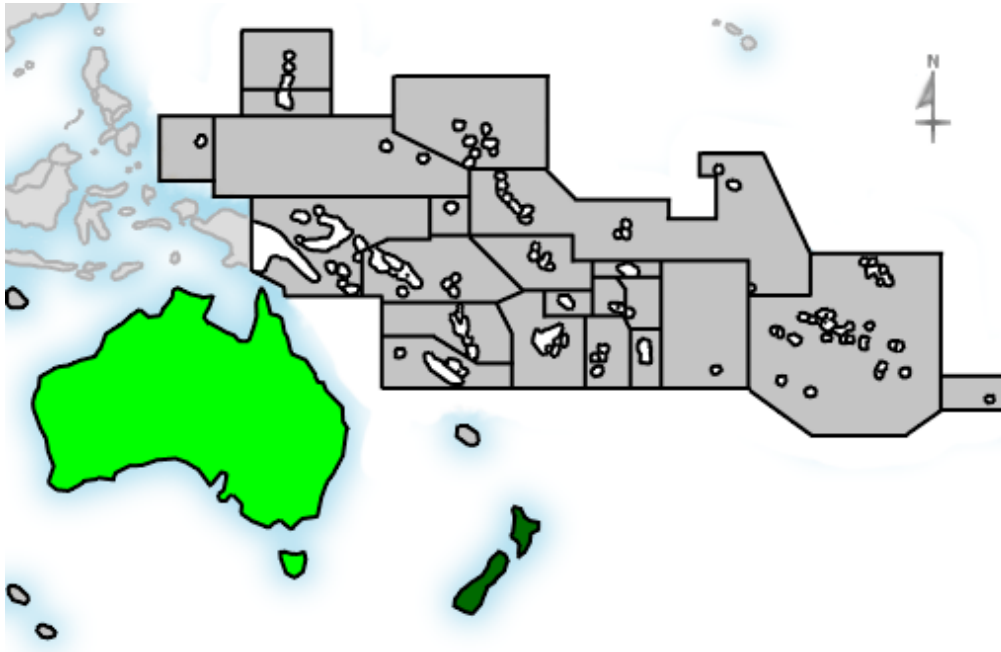


Geographic Info > Oceanic Country

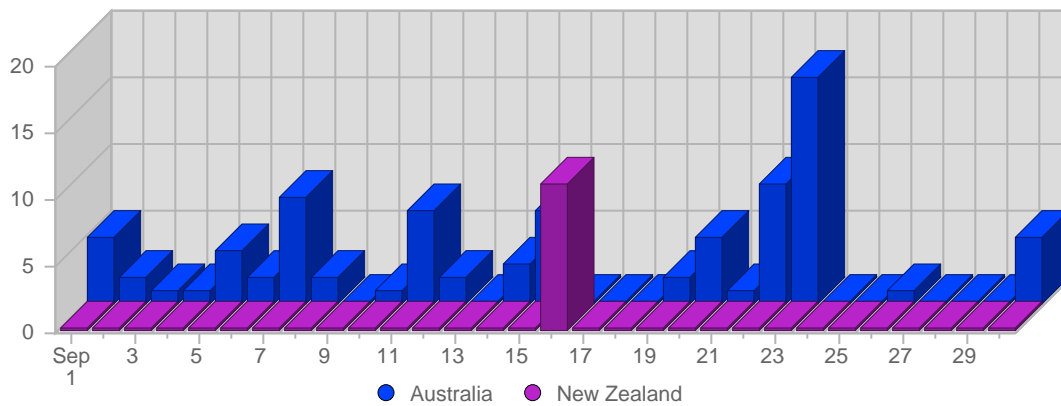
Report Description



Report Description: Oceanic Countries that Visitors came from during the month of September 2008
 Report Range: Month of September 2008
 Report Scope: Historical Data
 List Size: 2 of 2

Breakdown



Breakdown



#		Country	Total Visits	Average Visits Historically	Change	Percent of Visits
1.		Australia	85	46,86	+5 ▲	88,54%
2.		New Zealand	11	0,50	+11 ▲	11,46%
			96	47		