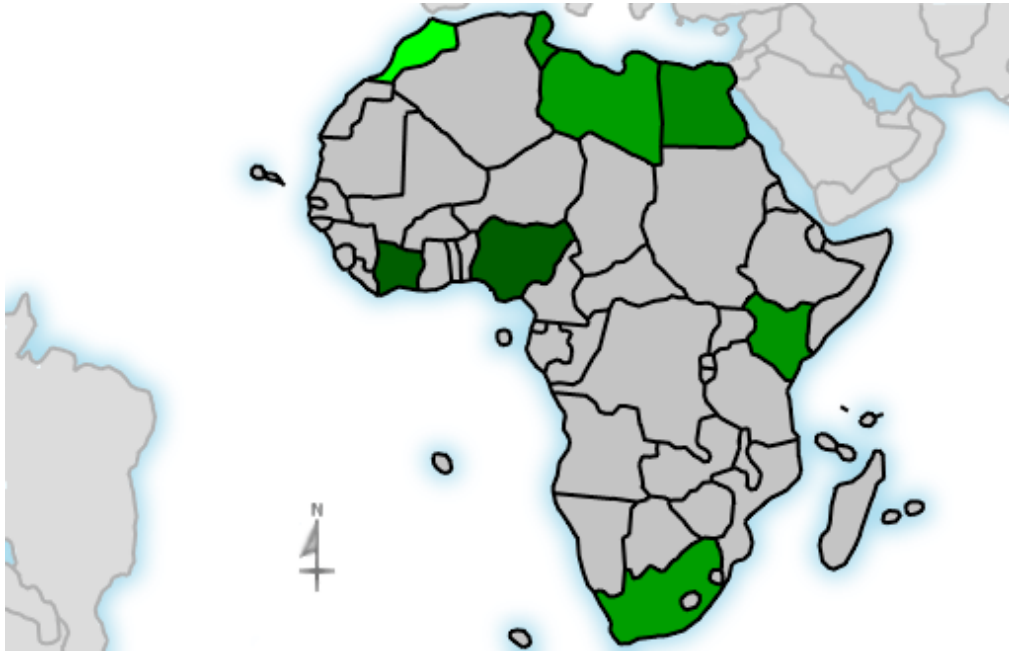


Geographic Info > African Country

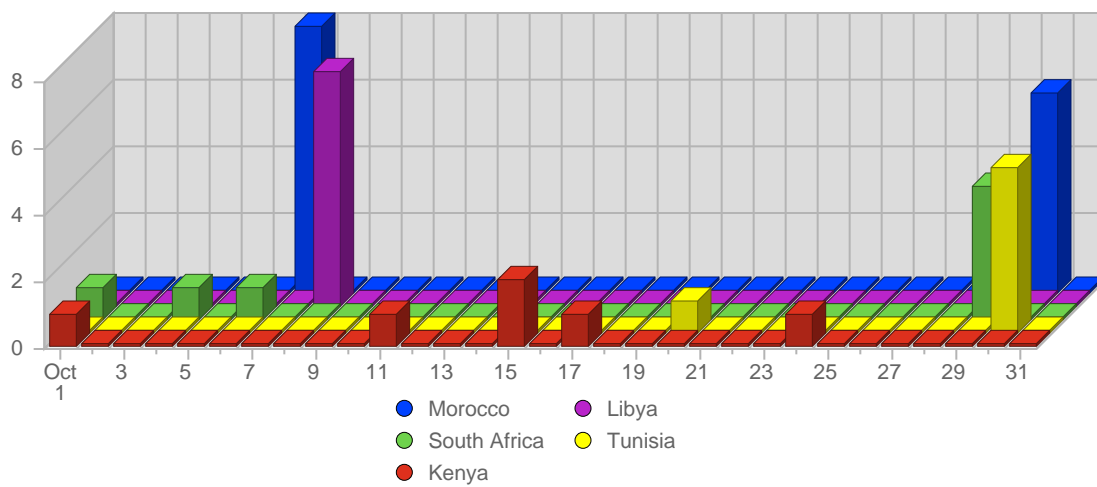
Report Description









Report Description: African Countries that Visitors came from during the month of October 2008
 Report Range: Month of October 2008
 Report Scope: Historical Data
 List Size: 8 of 8

Breakdown



Breakdown



#		Country	Total Visits	Average Visits Historically	Change	Percent of Visits
1.		Morocco	16	32,25	-13 ▼	32,65%
2.		Libya	7	6,20	0 ▬	14,29%
3.		South Africa	7	7,20	+2 ▲	14,29%
4.		Tunisia	6	3.00	+1 ▲	12,25%
5.		Kenya	6	3.00	-14 ▼	12,25%
6.		Egypt	5	9,86	+3 ▲	10,20%
7.		Ivory Coast	1	0,50	-2 ▼	2,04%
8.		Nigeria	1	9.00	-25 ▼	2,04%
			49	44		