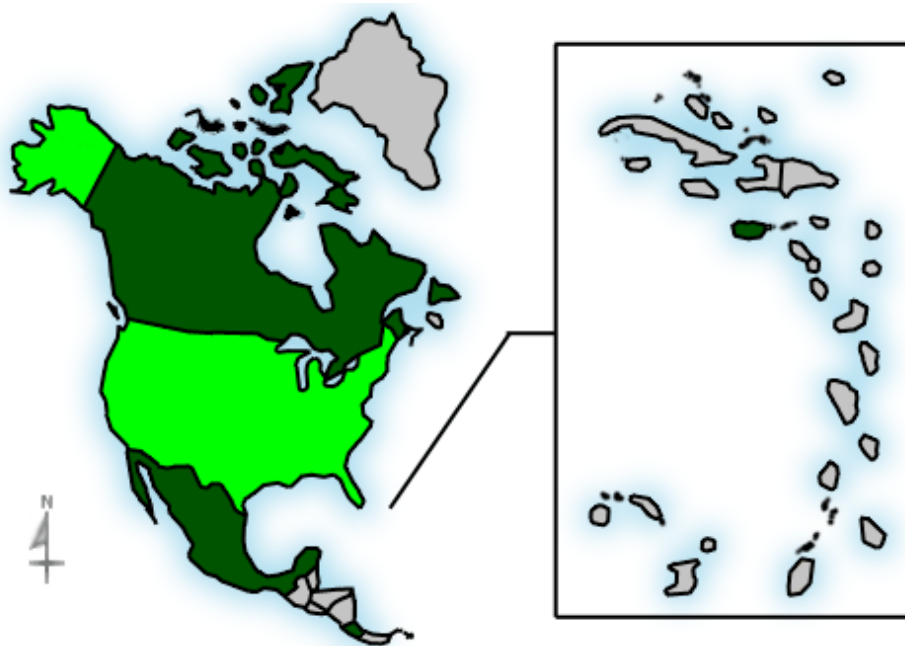


## Geographic Info > North American Country

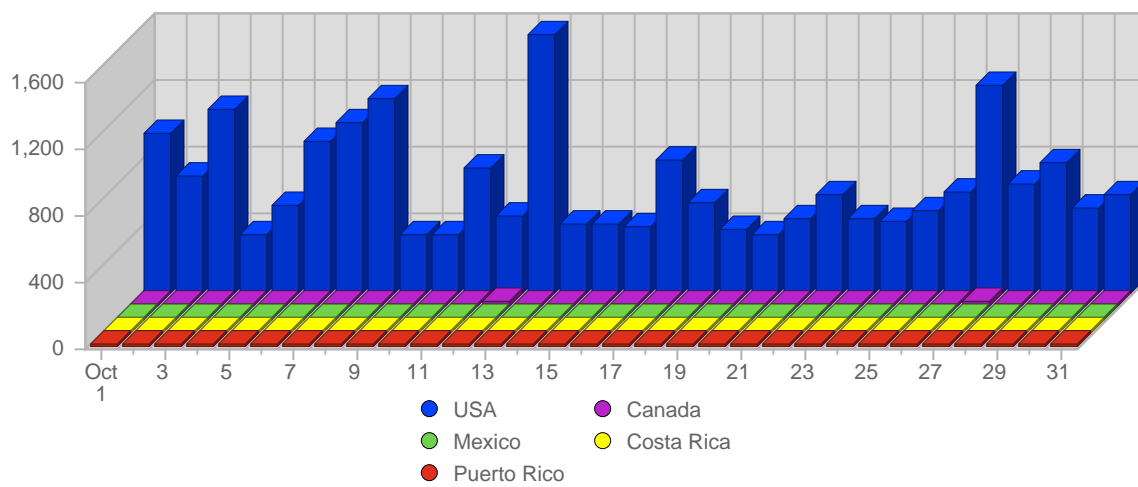
### Report Description






Report Description: North American Countries that Visitors came from during the month of October 2008  
Report Range: Month of October 2008  
Report Scope: Historical Data  
List Size: 5 of 5

### Breakdown



### Breakdown



#		Country	Total Visits	Average Visits Historically	Change	Percent of Visits
1.		USA	20,320	7,339,10	+3,972 ▲	99,06%
2.		Canada	186	67,75	+12 ▲	0,91%
3.		Mexico	5	4.00	+5 ▲	0,02%
4.		Costa Rica	1	-	+1 ▲	0,01%
5.		Puerto Rico	1	0,50	0 ▬	0,01%
			20,513	7,394		