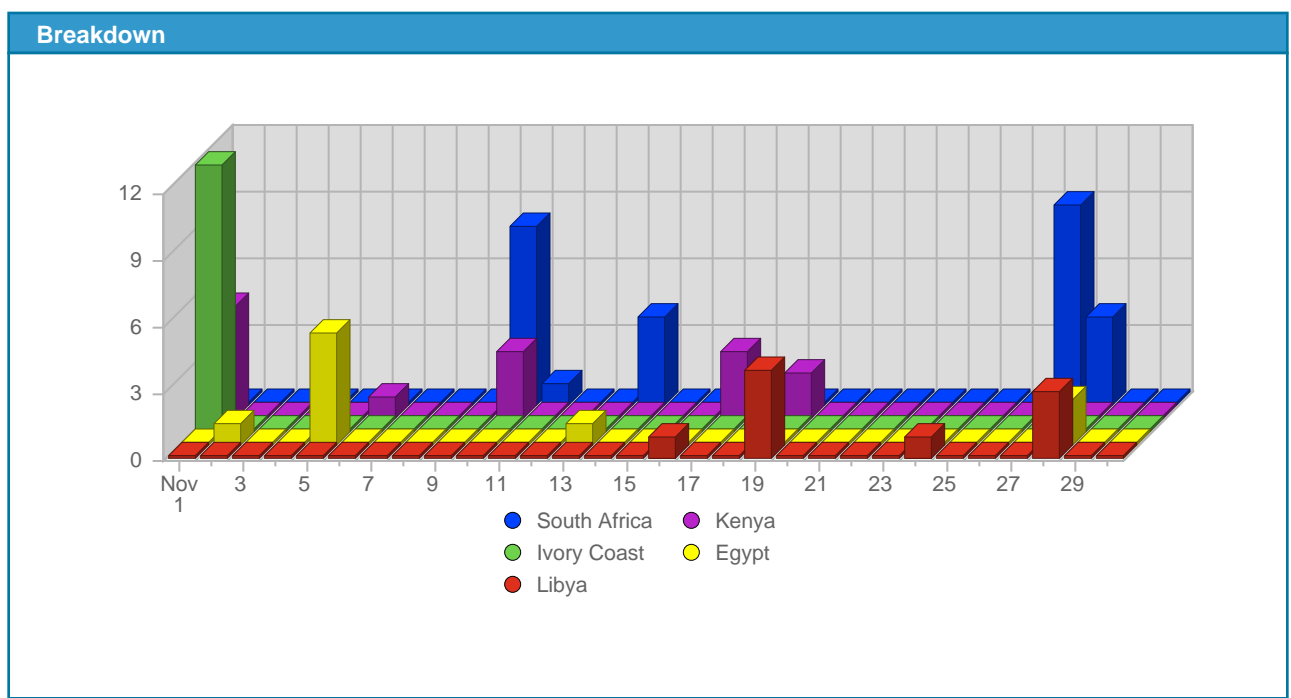
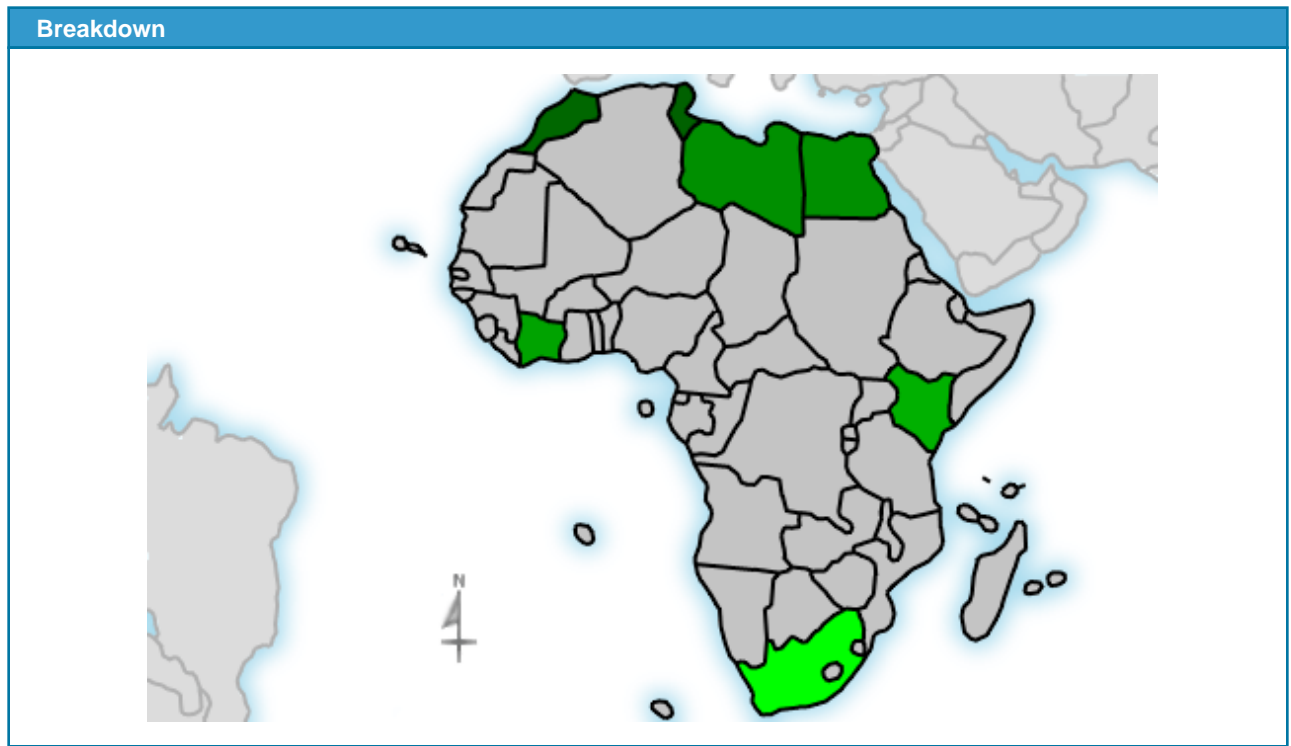









Geographic Info > African Country

Report Description	
Report Description:	African Countries that Visitors came from during the month of November 2008
Report Range:	Month of November 2008
Report Scope:	Historical Data
List Size:	7 of 7



#		Country	Total Visits	Average Visits Historically	Change	Percent of Visits
1.		South Africa	26	7,17	+19 ▲	34,67%
2.		Kenya	14	3.00	+8 ▲	18,67%
3.		Ivory Coast	12	0,50	+11 ▲	16.00%
4.		Egypt	9	9,86	+4 ▲	12.00%
5.		Libya	9	6,33	+2 ▲	12.00%
6.		Morocco	3	29.00	-13 ▼	4.00%
7.		Tunisia	2	3.00	-4 ▼	2,67%
			75	48		