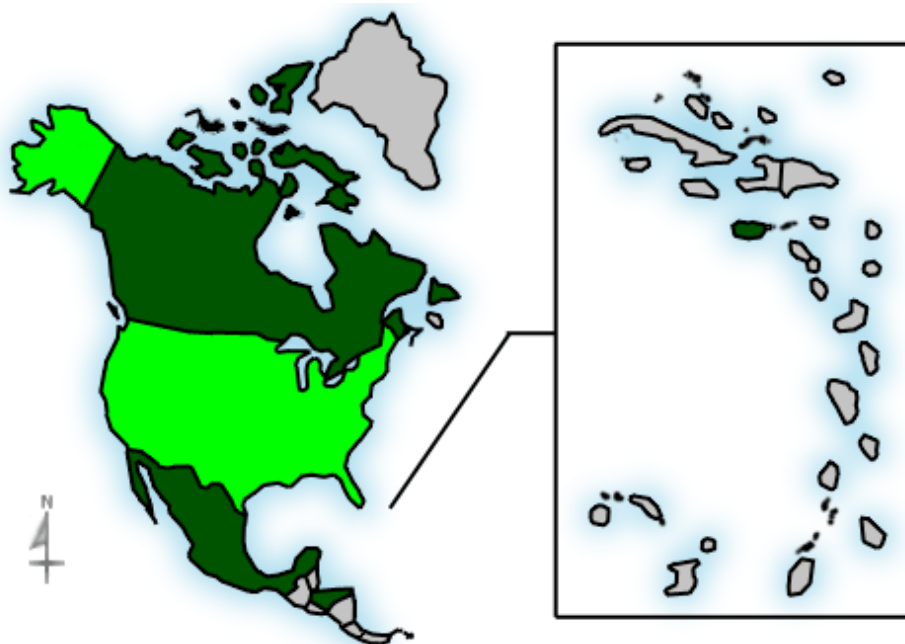


## Geographic Info > North American Country

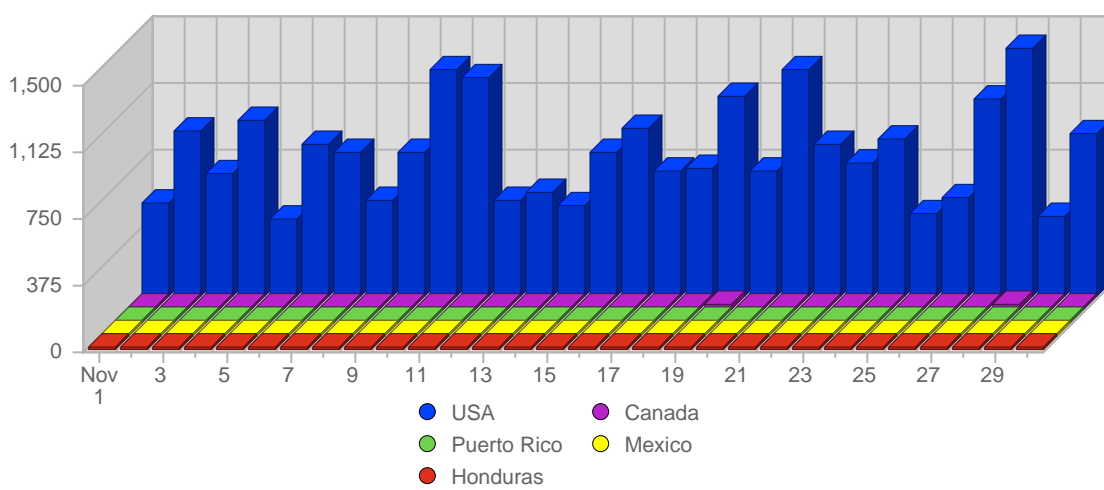
### Report Description






Report Description: North American Countries that Visitors came from during the month of November 2008  
Report Range: Month of November 2008  
Report Scope: Historical Data  
List Size: 5 of 5

### Breakdown



### Breakdown



#		Country	Total Visits	Average Visits Historically	Change	Percent of Visits
1.		USA	24,354	7,339,10	+4,034 ▲	99,15%
2.		Canada	202	80,89	+16 ▲	0,82%
3.		Puerto Rico	4	0,50	+3 ▲	0,02%
4.		Mexico	2	4,33	-3 ▼	0,01%
5.		Honduras	2	-	+2 ▲	0,01%
			24,564	7,413		