

Geographic Info > Asian Country

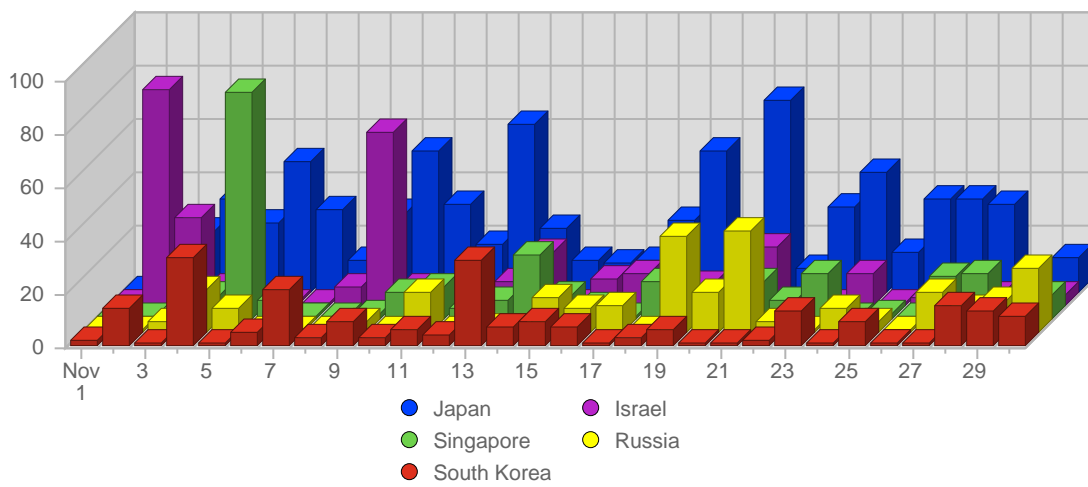
Report Description

Report Description: Asian Countries that Visitors came from during the month of November 2008
 Report Range: Month of November 2008
 Report Scope: Historical Data
 List Size: 25 of 25

Breakdown






Breakdown



#		Country	Total Visits	Average Visits Historically	Change	Percent of Visits
1.		Japan	825	183,20	+157 ▲	31,48%
2.		Israel	317	45,60	+116 ▲	12,10%
3.		Singapore	274	7.00	+257 ▲	10,45%
4.		Russia	252	53.00	+164 ▲	9,62%
5.		South Korea	230	64,90	+14 ▲	8,78%
6.		China	207	43,22	+66 ▲	7,90%
7.		Hong Kong	78	33,33	-12 ▼	2,98%
8.		India	68	19,83	-1 ▼	2,59%
9.		Taiwan	62	28,11	+26 ▲	2,37%
10.		Malaysia	62	8,89	+23 ▲	2,37%
11.		Saudi Arabia	52	5.00	+42 ▲	1,98%
12.		Thailand	48	11,11	+40 ▲	1,83%
13.		Turkey	31	15,11	-21 ▼	1,18%
14.		Indonesia	26	13,50	-5 ▼	0,99%
15.		Vietnam	17	5.00	+10 ▲	0,65%
16.		Bahrain	13	1.00	+11 ▲	0,50%
17.		Philippines	13	16,20	-7 ▼	0,50%
18.		Cyprus	12	5,50	+1 ▲	0,46%
19.		Iran	12	21,50	-31 ▼	0,46%
20.		United Arab Emirates	6	8.00	-11 ▼	0,23%
21.		Pakistan	6	-	+6 ▲	0,23%
22.		Kuwait	3	-	+3 ▲	0,11%

Continued on Page 3 ...

... continued from Page 2

23.		Jordan	3	5.00	-7 ▼	0,11%
24.		Bhutan	2	-	0 ▬	0,08%
25.		Afghanistan	2	-	+1 ▲	0,08%
			2,621	472		