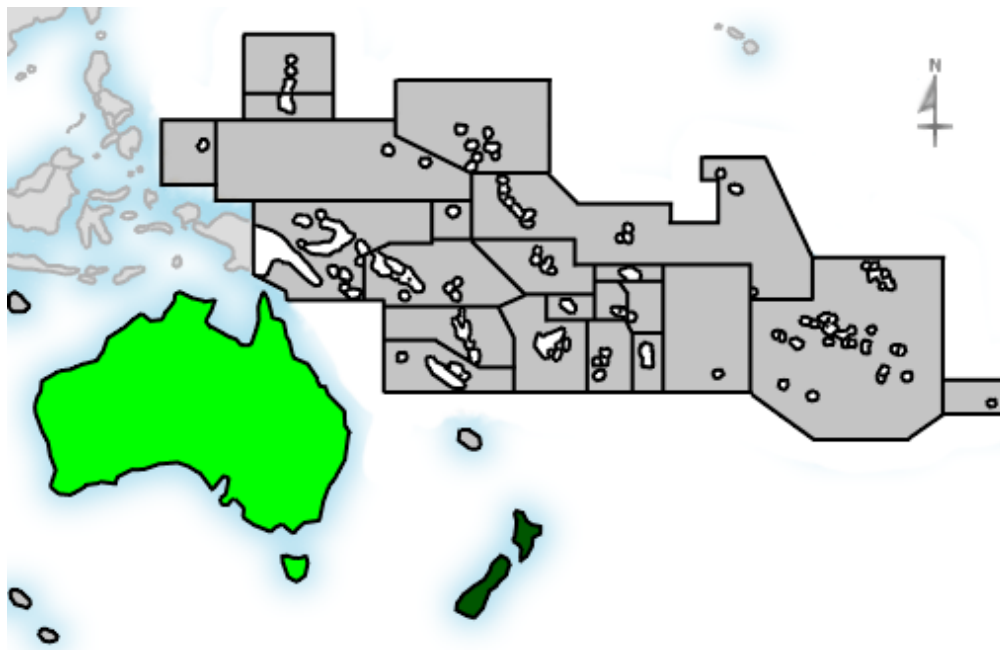


## Geographic Info > Oceanic Country

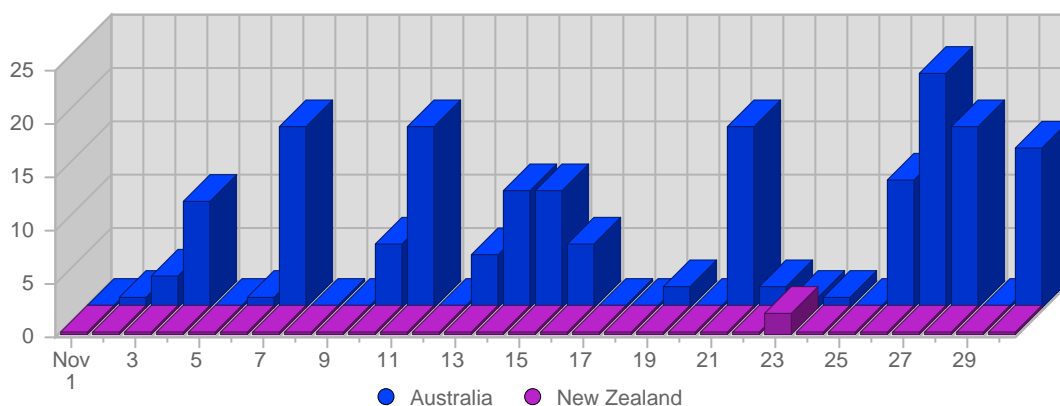
### Report Description



Report Description: Oceanic Countries that Visitors came from during the month of November 2008  
Report Range: Month of November 2008  
Report Scope: Historical Data  
List Size: 2 of 2

### Breakdown



### Breakdown



#		Country	Total Visits	Average Visits Historically	Change	Percent of Visits
1.		Australia	177	50,63	+100 ▲	98,88%
2.		New Zealand	2	3,50	0 ▬	1,12%
			179	52		