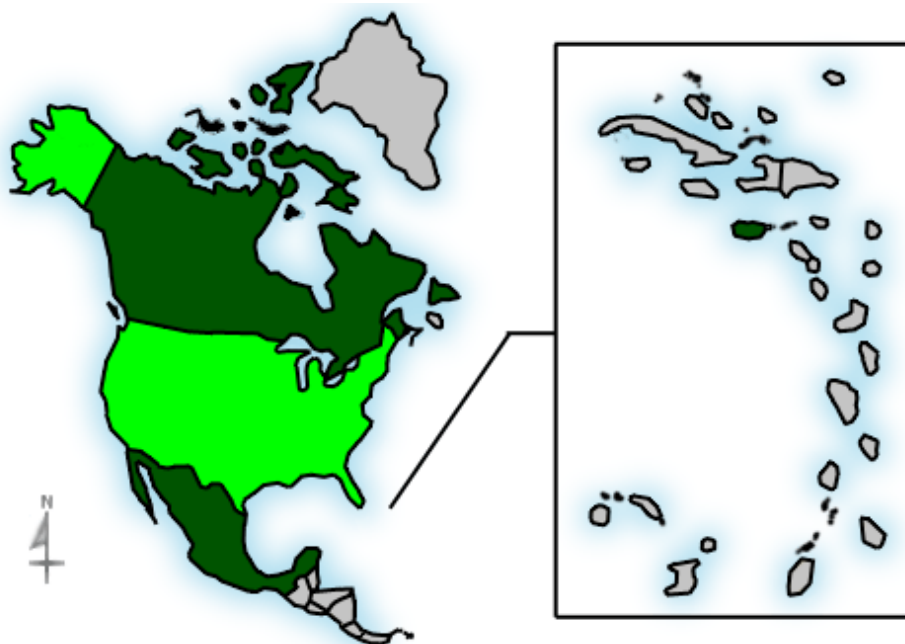


Geographic Info > North American Country

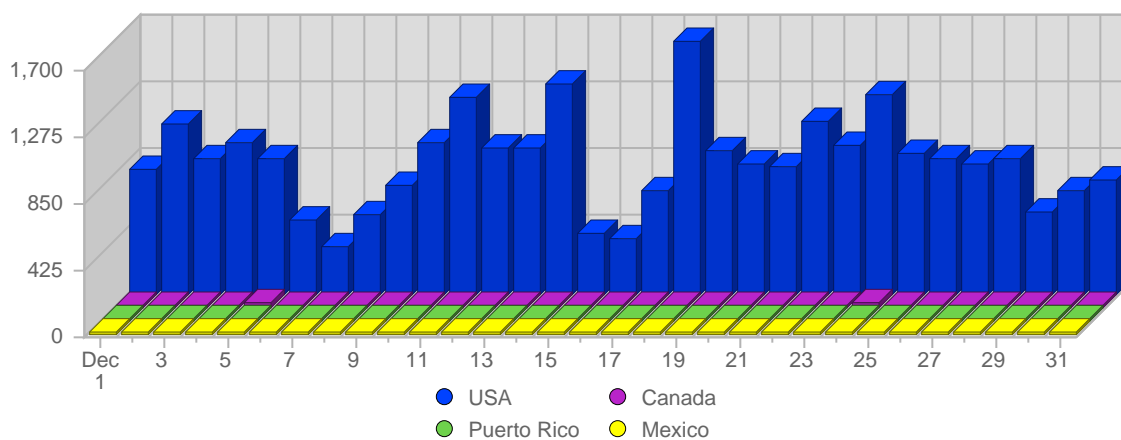
Report Description





Report Description: North American Countries that Visitors came from during the month of December 2008
Report Range: Month of December 2008
Report Scope: Historical Data
List Size: 4 of 4

Breakdown



Breakdown



#		Country	Total Visits	Average Visits Historically	Change	Percent of Visits
1.		USA	26,364	8,885,91	+2,010 ▲	99,11%
2.		Canada	230	93.00	+28 ▲	0,87%
3.		Puerto Rico	4	1,67	0 ▬	0,02%
4.		Mexico	3	3,75	+1 ▲	0,01%
			26,601	8,972		